

**2nd Quarter Report of 2018 to the Minister for
Business, Enterprise and Innovation detailing the
analysis and performance of the SME Credit
Guarantee Scheme at 30th June 2018**

**The Strategic Banking Corporation of Ireland acting as Operator of the
SME Credit Guarantee Scheme**

Contents

1	Credit Guarantee Scheme.....	3
2	Analysis of the Credit Guarantee Scheme (CGS).....	5
	2.1 Activity Levels	8
	2.1.1 Activity by Region.....	8
	2.1.2 Activity by Industry Sector	10
	2.1.3 Activity by Legal Form	12
	2.1.4 Impact on Jobs	12
	2.1.5 Exports	12
	2.1.6 Market Inefficiencies - Pillar 1 and/or Pillar 2	13
	2.1.7 Year of Establishment of Borrowing SMEs	14
	2.1.8 Term of Commercial Facility	14
	2.1.9 Purpose of the CGS Facility	15
	2.1.10 Classification of SMEs.....	16
	2.1.11 Premium Collection	17
3	Summary.....	18

1 Credit Guarantee Scheme

The Credit Guarantee Scheme (CGS) provides a State guarantee through the Department of Business, Enterprise & Innovation (the “Department”) to accredited Lenders (Allied Irish Banks, Bank of Ireland and Ulster Bank Ireland) of 75 per cent on eligible loans or Performance Bonds to viable Micro, Small and Medium-sized Enterprises (SMEs). The Guarantee is paid by the State (the “Guarantor”) to the Lender on the unrecovered outstanding principal balance on a Scheme Facility in the event of a Borrower defaulting on the Scheme Facility repayments.

The purpose of the Scheme is to encourage additional lending to SMEs, not to substitute for conventional lending. SMEs are thus enabled to develop a positive track record with the Lender with the objective of returning to standard commercial credit facilities in time. It will also place Irish SMEs on a competitive level-footing relative to other trading competitors who are able to avail of a guarantee in their own countries.

It is important to note that funds provided under the Scheme are neither a grant nor a support for ailing businesses or customers in difficulty. All decision-making at the level of the individual Scheme Facility is fully devolved to the participating Lenders.

The Credit Guarantee Scheme (CGS) became operational on the 24th October 2012 and is now closed to new business and replaced by the Credit Guarantee Scheme 2017 with a higher guarantee percentage.

Year	No. Of Facilities Sanctioned	Amount of CGS Facilities Sanctioned
2012	6	€582,000
2013	88	€12,107,500
2014	68	€9,283,344
2015	108	€20,385,050
2016	131	€22,312,000
2017	129	€19,726,700
2018	57	€8,989,500
Total	587	€93,386,094

As a result of the facilities sanctioned under the CGS to SMEs, 2,338 new jobs have been created and 1,328 jobs have been maintained.

As stated above, the purpose of the SME Credit Guarantee Schemes made under the 2012 Act was to encourage additional lending to SMEs.

A review of its operation pointed to the need for reforms designed to ensure that Irish SMEs would have at their disposal the full array of avenues to finance available to their competitors in other countries.

Two strategic changes were announced by the then Minister of State for Business and Employment Ged Nash TD to the Credit Guarantee Scheme.

On the 23rd February 2015 the then Minister of State announced legislative changes to allow for:-

- the refinancing of loans where an SME's bank is exiting the Irish SME Credit Market and
- the extension of the maximum length of the guarantee from three to seven years.

These changes became operational on 16th April 2015.

In March 2017 the Minister for Employment and Small Business, Mr Pat Breen TD, announced the launch of the new Credit Guarantee Scheme 2017 using the new possibilities in the 2016 legislation to carry out the following reforms:-

1. Increase the level of risk of the State will take (80% of individual loans), so as to make it more attractive for finance providers to lend to SMEs;
2. Extend the scope to cover other financial product providers too, like lessors, invoice discounters etc.; and
3. Extend the definition of loan agreements to include non-credit products such as invoice finance and leasing, and to include overdrafts

This new legislation also empowers the Minister to give counter-guarantees that will enable the SBCI (in their capacity as a Promotional Financial Institution) to unlock matching guarantee facilities from EU sources and thus better share the risk across the banks, the SBCI, the Minister and the EU sources. It is envisaged that this counter-guarantee would operate in conjunction with optimal leveraging of EU financial instruments in this area, such as the European Programme for Competitiveness of SMEs (COSME), the Horizon 2020 funding earmarked for SMEs; and the European Fund for Strategic Investment administered by the European Investment Bank and European Investment Fund (often referred to as the 'Juncker Plan').

The Department has appointed the Strategic Banking Corporation of Ireland as Operator.

Further details on the new Scheme products will be posted on the websites of both Department and the SBCI.

2 Analysis of the Credit Guarantee Scheme (CGS)

Table 1 Activity Levels

	No. of CGS Facilities Sanctioned	Amount of CGS Facilities Sanctioned	Average CGS Facility Sanctioned	Impact on Jobs (Live Cases)	
				Increase	Maintain
<i>From 24th October 2012 to 31st December 2012</i>	6	€582,000	€97,000	33	5
<i>From 1st January 2013 to 31st March 2013</i>	18	€2,549,600	€141,645	148	20
<i>From 1st April 2013 to 30th June 2013</i>	23	€2,774,500	€120,630	92	90
<i>From 1st July 2013 to 30th September 2013</i>	33	€5,285,000	€160,152	81	19
<i>From 1st October 2013 to 31st December 2013</i>	14	€1,498,400	€107,029	55	102
<i>From 1st January 2014 to 31st March 2014</i>	16	€1,653,000	€103,313	70	19
<i>From 1st April 2014 to 30th June 2014</i>	15	€2,099,500	€139,967	22	31
<i>From 1st July 2014 to 30th September 2014</i>	21	€3,795,844	€180,754	81	47
<i>From 1st October 2014 to 31st December 2014</i>	16	€1,735,000	€108,438	37	-
<i>From 1st January 2015 to 31st March 2015</i>	13	€2,206,600	€169,738	27	52
<i>From 1st April 2015 to 30th June 2015</i>	33	€7,080,950	€214,574	162	133
<i>From 1st July 2015 to 30th September 2015</i>	32	€5,681,500	€177,547	116	17

2nd Quarterly Report of 2018 SME Credit Guarantee Scheme

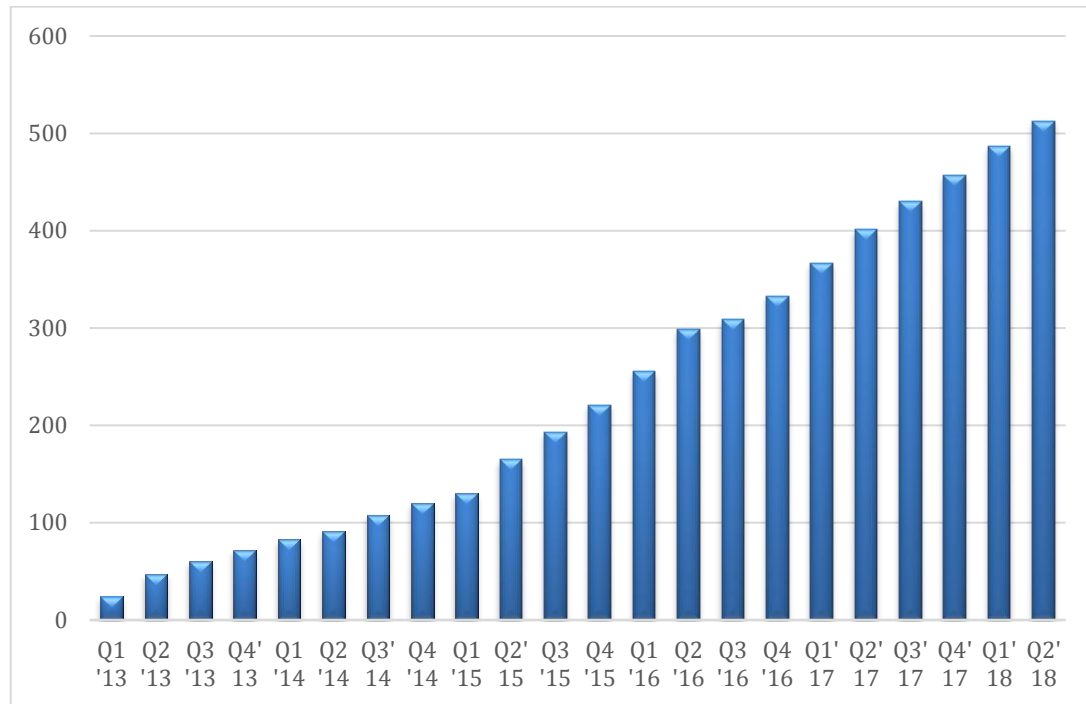
<i>From 1st October 2015 to 31st December 2015</i>	30	€5,416,000	€180,534	27	204
<i>From 1st January 2016 to 31st March 2016</i>	34	€6,805,000	€200,147	134	124
<i>From 1st April 2016 to 30th June 2016</i>	43	€7,261,000	€168,860	186	106
<i>From 1st July 2016 to 30th September 2016</i>	29	€4,337,000	€149,552	152	36
<i>From 1st October 2016 to 31st December 2016</i>	25	€3,909,000	€156,360	120	35
<i>From 1st January 2017 to 31st March 2017</i>	36	€5,131,450	€142,540	189	58
<i>From 1st April 2017 to 30th June 2017</i>	34	€5,154,250	€151,596	159	64
<i>From 1st July 2017 to 30th September 2017</i>	31	€4,472,000	€144,258	88	24
<i>From 1st October 2017 to 31st December 2017</i>	28	€4,969,000	€177,464	125	0
<i>From 1st January 2018 to 31st March 2018</i>	30	€4,439,500	€147,983	96	133
<i>From 1st April 2018 to 30th June 2018</i>	27	€4,550,000	€168,519	138	9
<i>Total as at 30th June 2018</i>	587	€93,386,094	€159,090	2,338	1,328

Status	No. of CGS Facilities	Amount of Lending
CGS loans sanctioned by Lenders since the CGS Launch on 24 th October 2012	587	€93,386,094
Declined or Cancelled by the customer	67	€11,171,250
Declined by the lender	3	€180,000
Ineligible	3	€467,000
CGS Facilities at 30th June 2018	513	€81,477,844

- Since the launch of the Scheme on 24th October 2012, €93,386,094 has been sanctioned by the participating lenders through five hundred and eighty seven CGS facilities. This amount will remain stationary going forward due to the closure of the CGS.
- Sixty seven CGS facilities with a total lending value of €11,171,250 were declined by the borrower and did not proceed.
- Three CGS facilities with a total lending value of €180,000 were initially sanctioned for approval, however the applications were declined by the lender following the receipt of additional information which negatively impacted the borrower's viability.
- Three CGS facilities with total lending value of €467,000 were initially sanctioned by participating lenders but upon review were subsequently deemed ineligible for the CGS and did not proceed.
- The average loan amount sanctioned by the participating lenders based on the five hundred and thirty CGS loans sanctioned since the CGS was launched is €159,090.
- Five claims against the guarantee for €61,950.16, €26,045.45, €367,934, €39,442 and €169,792 were processed and paid to participating lenders in quarter two 2015, quarter three 2016, two in quarter 4 2017 and one in quarter 1 2018 respectively. One potential claim has been received in quarter 2 2018 and is in the early stages of the validation process.
- The remainder of this report is based on five hundred and thirteen CGS facilities with total lending value of €81,477,844.

2.1 Activity Levels

Figure 1 Number of CGS Facilities



2.1.1 Activity by Region

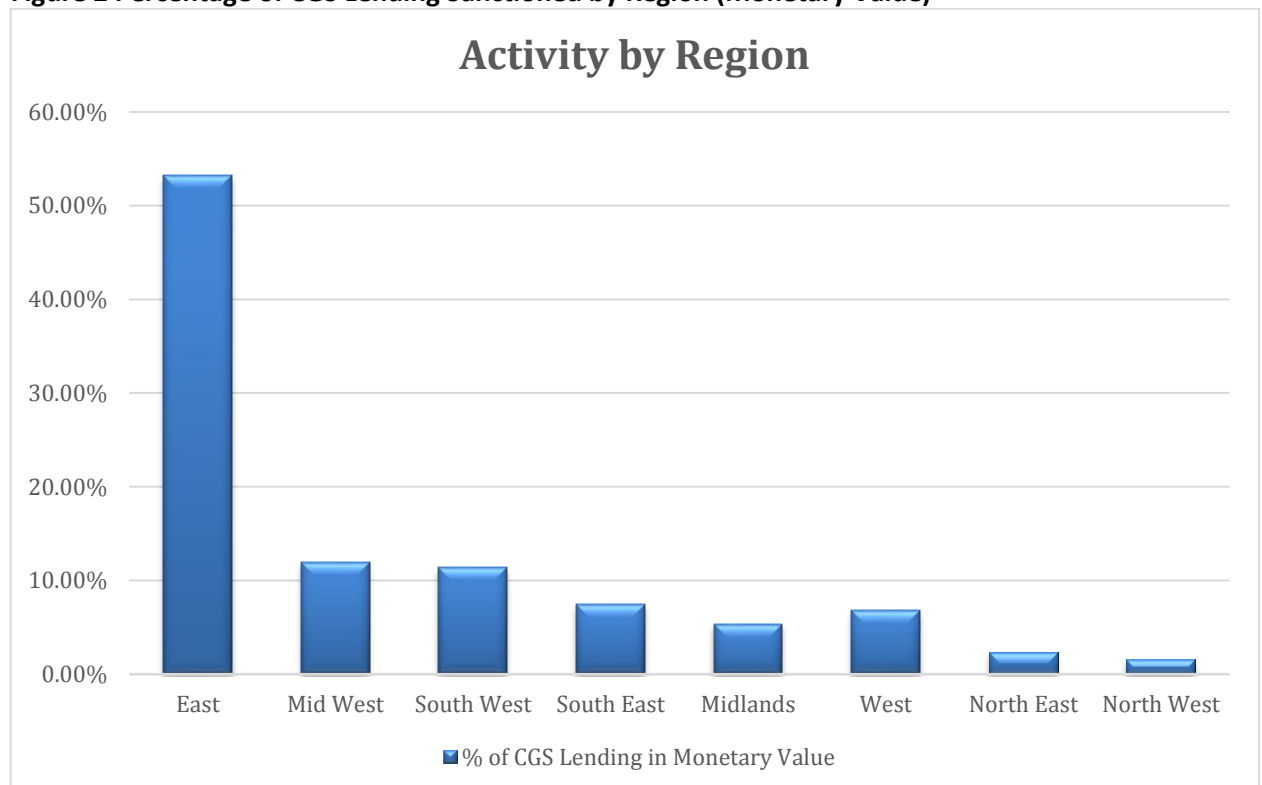
CGS Facilities were sanctioned to SMEs in the following regions:

Table 2 Activity by Region

Region	No. of CGS Facilities Granted	CGS Lending Sanctioned	Percentage of CGS Lending Sanctioned by Region (Monetary Value)	Average Loan Amount Sanctioned
East - (Dublin, Kildare, Meath and Wicklow)	261	€43,341,200	53.19%	€166,058
Mid West - (Limerick and Clare)	73	€9,725,594	11.94%	€133,227
South West - (Cork and Kerry)	67	€9,269,000	11.38%	€138,343

Region	No. of CGS Facilities Granted	CGS Lending Sanctioned	Percentage of CGS Lending Sanctioned by Region (Monetary Value)	Average Loan Amount Sanctioned
South East - (Waterford, Wexford, Carlow, Kilkenny and Tipperary)	32	€6,057,000	7.43%	€189,281
Midlands - (Laois, Longford, Offaly, Roscommon, and Westmeath)	28	€4,385,450	5.38%	€156,623
West - (Galway and Mayo)	35	€5,558,600	6.82%	€158,817
North East - (Cavan, Louth and Monaghan)	12	€1,887,000	2.32%	€157,250
North West - (Donegal, Sligo and Leitrim)	5	€1,254,000	1.54%	€250,800
Total	513	€81,477,844	100%	€158,826

Figure 2 Percentage of CGS Lending Sanctioned by Region (Monetary Value)



2.1.2 Activity by Industry Sector

CGS facilities were sanctioned to SMEs in the following Industry Sectors:

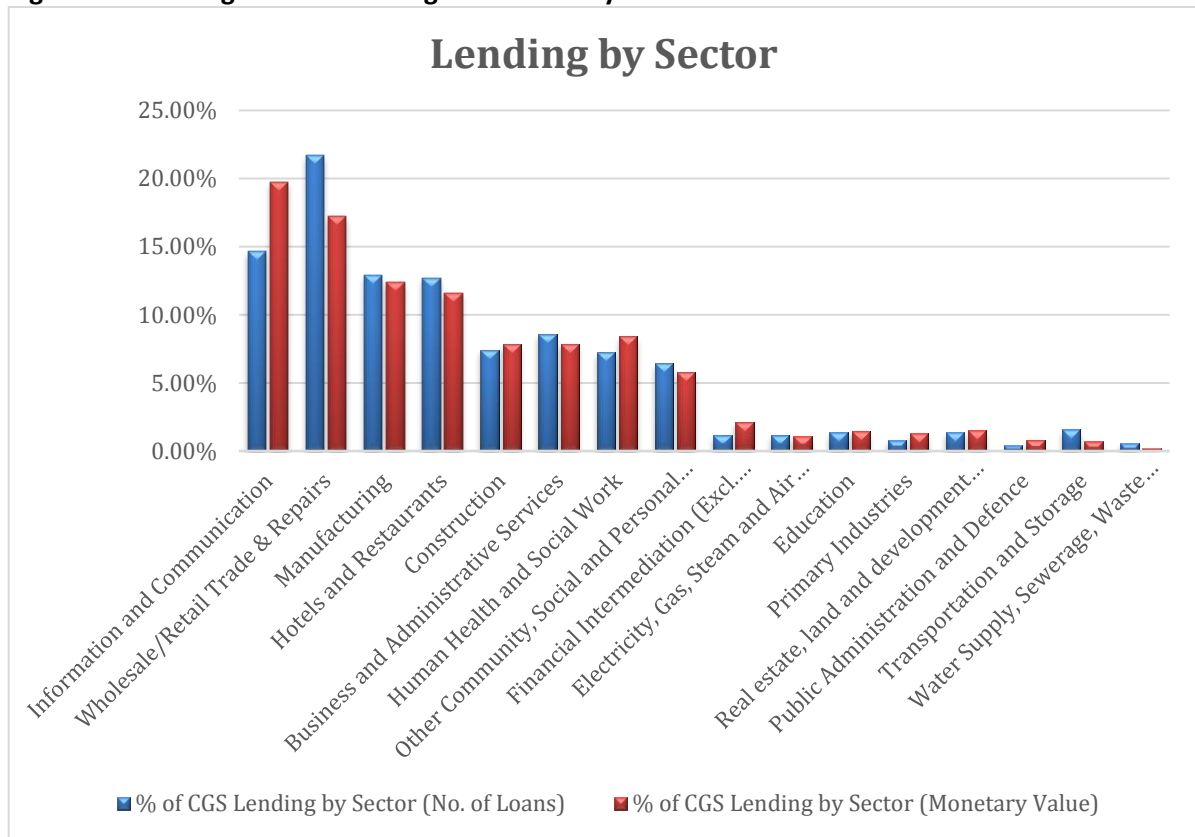
Table 3 Activity by Industry Sector

Industry Sector	No. of CGS Loans	% of CGS Lending Sanctioned by Sector (No. Of Loans)	CGS Lending Sanctioned	% of CGS Lending Sanctioned by Sector (Monetary Value)
Information and Communication	75	14.65%	€16,031,000	19.77%
Wholesale/Retail Trade & Repairs	111	21.68%	€13,966,194	17.22%
Manufacturing	66	12.89%	€10,023,500	12.36%
Hotels and Restaurants	65	12.70%	€9,417,100	11.61%
Construction	38	7.42%	€6,347,600	7.83%
Business and Administrative Services	44	8.59%	€6,382,000	7.87%
Human Health and Social Work	37	7.23%	€6,820,450	8.41%
Other Community, Social and Personal Services	33	6.45%	€4,674,000	5.76%
Financial Intermediation (Excl. Monetary Financial Institutions)	6	1.17%	€1,730,000	2.13%
Electricity, Gas, Steam and Air Conditioning Supply	6	1.17%	€870,000	1.07%
Education	7	1.37%	€1,201,000	1.48%
Primary Industries	4	0.78%	€1,050,000	1.29%
Real estate, land and development activities	7	1.37%	€1,210,000	1.49%
Public Administration and Defence	2	0.39%	€660,000	0.81%
Transportation and Storage	8	1.56%	€555,000	0.68%

Industry Sector	No. of CGS Loans	% of CGS Lending Sanctioned by Sector (No. Of Loans)	CGS Lending Sanctioned	% of CGS Lending Sanctioned by Sector (Monetary Value)
Water Supply, Sewerage, Waste Management and Remediation Activities	3	0.59%	€165,000	0.20%
Total	512*	100.00%	€81,102,844	100.00%

*Due to not receiving all relevant data for a CGS facility the total no. of loans does not add to 457 in the table 3, but lending sanctioned amount remains the same.

Figure 3 Percentage of CGS Lending Sanctioned by Sector



2.1.3 Activity by Legal Form

Table 4 Activity by Legal Form

Legal Form	Number of Loans by Legal Form	% by Number of Loans by Legal Form
Private Limited Company	474	92.4%
Sole Trader	30	5.8%
Partnership	7	1.4%
Limited Liability Partnership	1	0.2%
Other	1	0.2%
Total	513	100%

2.1.4 Impact on Jobs

As a result of the CGS lending to SMEs as of 30th June 2018 it is expected that 2,338 new jobs will be created and 1,328 jobs will be maintained.

Table 5 Impact on Jobs

Number of Jobs Increased	2012	2013	2014	2015	2016	2017	2018
Quarter 1	N/A	148	70	27	134	189	96
Quarter 2	N/A	92	22	162	186	159	138
Quarter 3	N/A	81	81	116	152	88	N/A
Quarter 4	33	55	37	27	120	125	N/A
Total	2338						
Number of Jobs Maintained	2012	2013	2014	2015	2016	2017	2018
Quarter 1	N/A	20	19	52	124	58	133
Quarter 2	N/A	90	31	133	106	64	9
Quarter 3	N/A	19	47	17	36	24	N/A
Quarter 4	5	102	0	204	35	0	N/A
Total	1328						

2.1.5 Exports

- One hundred and forty five CGS facilities were granted to SMEs who are exporters.
 - Ninety three of the CGS facilities were granted to SMEs primarily exporting to the United Kingdom of Great Britain and Northern Ireland.
 - Twenty one CGS facilities were granted to SMEs primarily exporting within the European Union.

- Seventeen CGS facilities were granted to SMEs that primarily export to the United States of America.
- Three CGS facilities were granted to SMEs that primarily export to Brazil, Russia, India, China and South Africa (BRICS)
- Eleven CGS facilities were granted to SMEs that primarily export to regions other than those listed above.

2.1.6 Market Inefficiencies - Pillar 1 and/or Pillar 2

The main purpose of the Credit Guarantee Scheme is to address specific market failures that prevent lending to some commercially viable businesses.

Target groups are commercially viable SME businesses that have insufficient collateral for the additional facilities or in the case where an SME is seeking to refinance due to its bank exiting the Irish SME credit market there is insufficient collateral available to support this refinancing and/or the SME is a growth/expansionary SME and due to its sector, market or business model is perceived to be higher risk under the participating banks current credit risk evaluation practices.

Based on statistical information relating to CGS borrowers, insufficient collateral remains the primary reason for a viable SME not securing a credit facility through the traditional commercial lending route.

Table 6 Market Inefficiencies

Reason for not securing Normal Credit Facilities				
	Insufficient Collateral	Insufficient Collateral and Higher Risk Model/Sector/Product	Higher Risk Model/Sector/Product	Refinancing from departing Banks
Total	444	15	27	1

2.1.7 Year of Establishment of Borrowing SMEs

Table 7 Year of SME Establishment

Year of Establishment	Number of CGS Loans	%
2018	6	1.2%
2017	20	3.9%
2016	25	4.9%
2015	22	4.3%
2014	50	9.7%
2013	32	6.2%
2012	36	7.0%
2011	41	8.0%
2010	38	7.4%
2000-2009	167	32.6%
1945-1999	76	14.8%
Total	513	100.0%

2.1.8 Term of Commercial Facility

The term or duration of each facility is decided by the participating Lender. However, irrespective of the term of the facility, the maximum period for which the Guarantee is available on the facility is seven years from the date of acceptance of the Lender's offer by the borrower.

Table 8 Term of Facility

Term of Facility	Number of CGS Loans	%
< 1 Year	63	12.3%
1 < 2 Years	49	9.6%
2 Year<3 Years	19	3.7%
3 <4years	81	15.8%
4 Years<5years	22	4.3%
5 Year	193	37.6%
> 5 Years	83	16.2%
Unknown	3	0.6%
Total	513	100.0%

2.1.9 Purpose of the CGS Facility

Table 9 Purpose of CGS Facilities

Purpose of Credit Guarantee Scheme Facility	Number of CGS Facilities	%
Working Capital	336	65.5%
Purchase of Equipment	54	10.5%
Product or Service Development	45	8.8%
Purchase of Premises	19	3.7%
Cost of Acquisition/Business Expansion	16	3.1%

Purpose of Credit Guarantee Scheme Facility	Number of CGS Facilities	%
Renovation/Maintenance of Premises	12	2.3%
To Fit out Premises	5	1.0%
Purchase of Vehicles	4	0.8%
Refinance of Existing Bank Debt	4	0.8%
Purchase of Stock	2	0.4%
Other	16	3.1%
Total	513	100.0%

2.1.10 Classification of SMEs

Micro, Small and Medium-sized enterprises (SME) are defined according to their staff headcount and turnover or annual balance-sheet total.

- A microenterprise is defined as an enterprise which employs fewer than 10 people and whose annual turnover and/or annual balance sheet total does not exceed €2 million.
- A small enterprise is defined as an enterprise which employs between 10 and 49 persons and whose annual turnover and/or annual balance sheet total does not exceed €10 million.
- A medium-sized enterprise is defined as an enterprise which employs between 50 and 249 persons and whose annual turnover does not exceed €50 million or whose annual balance-sheet total does not exceed €43 million.

Table 10 Profile of SME

	<i>Micro Enterprise</i>	<i>Small Enterprise</i>	<i>Medium Enterprise</i>	<i>Unknown</i>
Number as at 30th June 2018	231	234	32	16
Total Lending Sanctioned	€28,934,444	€41,431,200	€8,760,200	€2,352,000
Percentage of Total €	35.5%	50.8%	10.8%	2.9%

2.1.11 Premium Collection

SMEs availing of the CGS must pay a premium of 2% per annum to the Department of Business, Enterprise and Innovation which partially covers the cost of providing the guarantee. The premium is collected annually or quarterly in advance throughout the, up to, seven year life of the guarantee based on the annual contracted principal balance.

Between 24th October 2012 and 30th June 2018 €1,833,019 of premium payments were paid by Credit Guarantee Scheme Borrowers into a segregated bank account held in trust for the Minister for Business, Enterprise and Innovation.

Table 11 Premium Payments Received

Premium Payments Received	2012	2013	2014	2015	2016	2017	2018
<i>Quarter 1</i>	N/A	€8,852	€30,544	€49,632	€83,094	€138,332	€123,323
<i>Quarter 2</i>	N/A	€14,306	€35,608	€49,633	€121,749	€159,577	€114,144
<i>Quarter 3</i>	N/A	€26,935	€42,860	€62,726	€137,738	€160,591	N/A
<i>Quarter 4</i>	€2,410	€30,555	€45,361	€96,485	€160,521	€138,043	N/A
Total for Year	€2,410	€80,648	€154,375	€258,478	€503,103	€596,543	€237,467
Total as at 30th June 2018	€1,833,019						

3 Summary

- CGS commenced on the 24th October 2012. This report is based on data received on usage and activity up to 30th June 2018. The CGS scheme is now closed to new business.
- Increased usage of the CGS has continued since quarter one 2015 and based on feedback from the participating lenders the increase in the number of facilities since quarter one 2015 can be attributed to the improving economic conditions and the expanded scope of the Credit Guarantee Scheme. As this version of the CGS is closed to new business the CGS 2017 will now be used by the Finance Providers.
- Since the launch of the Scheme on 24th October 2012, €93,386,094 has been sanctioned by the participating lenders through five hundred and eight seven CGS facilities
- Most of the lending has been sanctioned in the East, South and Mid-West with these three regions combined accounting for 83% of lending currently live or repaid.
- Approved lending is dominated by eight industry sectors accounting for 91% of the total lending
- Because of the sanctioned CGS lending to SMEs, as of 30th June 2018, it is expected that 2,338 new jobs will be created and 1,328 jobs will be maintained
- Of the SMEs currently participating in the CGS, 53%, were established during the period 2010-2018
- The main reason provided by SMEs for seeking finance was for working capital purposes which accounted for 66% of all CGS facilities
- 51% of the lending sanctioned was provided to SMEs defined as a Small Enterprise
- The average loan amount sanctioned by the participating lenders is €159,090
- Seventy-four CGS facilities, with total lending value of €11,908,250 were cancelled, deemed ineligible, declined by the SME or borrower or the guarantee offer period ceased and did not proceed
- Five claims against the guarantee for €61,950.16, €26,045.45, €367,934, €39,442 and €169,792 were processed and paid to participating lenders in quarter two 2015, quarter three 2016, two in quarter 4 2017 and one in quarter 1 2018 respectively. One potential claim has been received in quarter 2 2018 and is in the early stages of the validation process.
- Premium collection which partially covers the cost of providing the guarantee amounted to just over €1.8m from inception in October 2012 to 30th June 2018
- Strategic changes to the Scheme came into effect on the 16th April 2015 to facilitate:
 - the refinancing of loans where an SME's bank is unwilling or unable to extend credit (as its exiting the Irish SME Credit Market) and
 - the extension of the maximum length of the guarantee from three to seven years
- These changes became operational on 16th April 2015

The Strategic Banking Corporation of Ireland (SBCI) are the Operator / Manager of the CGS on behalf of the Department of Business, Enterprise and Innovation.