

**2nd Quarter Report of 2016 to the Minister for
Jobs, Enterprise and Innovation detailing the
analysis and performance of the SME Credit
Guarantee Scheme at 30th June 2016**

Contents

1	Credit Guarantee Scheme.....	3
2	Analysis of the Credit Guarantee Scheme (CGS).....	5
	2.1 Activity Levels	8
	2.1.1 Activity by Region.....	9
	2.1.2 Activity by Industry Sector	10
	2.1.3 Activity by Legal Form	11
	2.1.4 Impact on Jobs.....	12
	2.1.5 Exports.....	12
	2.1.6 Market Inefficiencies - Pillar 1 and/or Pillar 2	13
	2.1.7 Year of Establishment of Borrowing SMEs	13
	2.1.8 Term of Commercial Facility	14
	2.1.9 Purpose of the CGS Facility	14
	2.1.10 Classification of SMEs.....	15
	2.1.11 Premium Collection	16
3	Summary.....	17

1 Credit Guarantee Scheme

The Credit Guarantee Scheme (CGS) provides a State guarantee through the Department of Jobs, Enterprise & Innovation (the “Department”) to accredited Lenders (Allied Irish Banks, Bank of Ireland and Ulster Bank Ireland) of 75 per cent on eligible loans or Performance Bonds to viable Micro, Small and Medium-sized Enterprises (SMEs). The Guarantee is paid by the State (the “Guarantor”) to the Lender on the unrecovered outstanding principal balance on a Scheme Facility in the event of a Borrower defaulting on the Scheme Facility repayments.

The purpose of the Scheme is to encourage additional lending to SMEs, not to substitute for conventional lending. SMEs are thus enabled to develop a positive track record with the Lender with the objective of returning to standard commercial credit facilities in time. It will also place Irish SMEs on a competitive level-footing relative to other trading competitors who are able to avail of a guarantee in their own countries.

It is important to note that funds provided under the Scheme are neither a grant nor a support for ailing businesses or customers in difficulty. All decision-making at the level of the individual Scheme Facility is fully devolved to the participating Lenders.

The Credit Guarantee Scheme (CGS) became operational on the 24th October 2012.

Continuing increased usage of the CGS based on the number and value of facilities sanctioned by lenders is welcomed.

Year	No. Of Facilities Sanctioned	Amount of CGS Facilities Sanctioned
2012	6	€582,000
2013	88	€12,107,500
2014	68	€9,283,344
2015	108	€20,385,050
2016	77	€14,066,000
Total	347	€56,423,894

As a result of the facilities sanctioned under the CGS to SMEs, 1,472 new jobs have been created and 1,052 jobs have been maintained.

As stated above, the purpose of the SME Credit Guarantee Schemes made under the 2012 Act was to encourage additional lending to SMEs.

A review of its operation pointed to the need for reforms designed to ensure that Irish SMEs would have at their disposal the full array of avenues to finance available to their competitors in other countries.

Two strategic changes were announced by the then Minister of State for Business and Employment Ged Nash TD to the Credit Guarantee Scheme.

On the 23rd February 2015 the then Minister of State announced legislative changes to allow for:-

- the refinancing of loans where an SME's bank is exiting the Irish SME Credit Market and
- the extension of the maximum length of the guarantee from three to seven years.

These changes became operational on 16th April 2015.

On the 1st February 2016 the then Minister of State announced legislative changes to allow for:-

- the broadening of the definition of lender in order to cover additional financial product providers such as lessors, invoice discounters and other non-bank financiers
- changing the definition of loan agreements to include non-credit products such as invoice finance and leasing, and to include overdrafts
- re-balancing the level of risk between the State and the extended finance providers, with the State taking an 80% share, up from 75% previously
- enabling State institutions like the Strategic Banking Corporation of Ireland to work with the Minister to enhance the provision of credit to SMEs
- empowering the Minister to give counter-guarantees that will enable the SBCI to unlock matching guarantee facilities from EU sources and thus better share the risk across the banks, the SBCI, the Minister and the EU sources. It is envisaged that this counter-guarantee would operate in conjunction with optimal leveraging of EU financial instruments in this area, such as the European Programme for Competitiveness of SMEs (COSME); the Horizon 2020 funding earmarked for SMEs; and the European Fund for Strategic Investment administered by the European Investment Bank and European Investment Fund (often referred to as the "Juncker Plan")

Work on drafting new schemes to implement the new possibilities provided by the legislation is continuing.

2 Analysis of the Credit Guarantee Scheme (CGS)

Table 1 Activity Levels

	No. of CGS Facilities Sanctioned	Amount of CGS Facilities Sanctioned	Average CGS Facility Sanctioned	Impact on Jobs (Live Cases)	
				Increase	Maintain
<i>From 24th October 2012 to 31st December 2012</i>	6	€582,000	€97,000	33	5
<i>From 1st January 2013 to 31st March 2013</i>	18	€2,549,600	€141,645	148	20
<i>From 1st April 2013 to 30th June 2013</i>	23	€2,774,500	€120,630	92	90
<i>From 1st July 2013 to 30th September 2013</i>	33	€5,285,000	€160,152	81	19
<i>From 1st October 2013 to 31st December 2013</i>	14	€1,498,400	€107,029	55	102
<i>From 1st January 2014 to 31st March 2014</i>	16	€1,653,000	€103,313	70	19
<i>From 1st April 2014 to 30th June 2014</i>	15	€2,099,500	€139,967	22	31
<i>From 1st July 2014 to 30th September 2014</i>	21	€3,795,844	€180,754	81	47
<i>From 1st October 2014 to 31st December 2014</i>	16	€1,735,000	€108,438	67	-
<i>From 1st January 2015 to 31st March 2015</i>	13	€2,206,600	€169,738	29	54
<i>From 1st April 2015 to 30th June 2015</i>	33	€7,080,950	€214,574	186	214
<i>From 1st July 2015 to 30th September 2015</i>	32	€5,681,500	€177,547	221	17
<i>From 1st October 2015 to 31st December 2015</i>	30	€5,416,000	€180,534	34	204
<i>From 1st January 2016 to 31st March 2016</i>	34	€6,805,000	€200,147	156	124
<i>From 1st April 2016 to 30th June 2016</i>	43	€7,261,000	€168,860	197	106
Total as at 30th June 2016	347	€56,423,894	€162,605	1,472	1,052

Status	No. of CGS Facilities	Amount of Lending €
CGS loans sanctioned by Lenders since the CGS Launch on 24 th October 2012	347	€56,423,894
Declined by the customer	33	€4,650,000
Declined by the lender	2	€150,000
Ineligible	3	€467,000
Cancelled by the customer	10	€2,400,000
CGS Facilities at 30th June 2016	299	€48,756,894

- Since the launch of the scheme on 24th October 2012, €56,423,894 has been sanctioned by the participating lenders through three hundred and forty seven CGS facilities.
- Thirty three CGS facilities with a total lending value of €4,650,000 were declined by the borrower and did not proceed. Based on feedback provided, the main reasons for declining CGS approved facilities are:
 - The customer was approved for a lower value commercial loan
 - The customer did not wish to proceed with the CGS facility
 - The customer decided to use internal working capital
 - Business plan changes
 - The customer was unwilling to meet normal lending requirements and
 - Planning permission issues
- Two CGS facilities were initially sanctioned for approval, however the applications were declined by the lender following the receipt of additional information which impacted the borrower's viability.
- Three CGS facilities with individual lending values of €56,000, €61,000 and €350,000 were initially sanctioned by a participating lender but upon review were subsequently deemed ineligible for the CGS and did not proceed.
- Ten cases were initially accepted but subsequently cancelled by the borrowers for €30,000, €90,000, €150,000, €300,000, €50,000 and €450,000 respectively. The offer period relating to four CGS facilities for €100,000, €150,000, €80,000 and €1,000,000

which were sanctioned by the participating lenders has expired and the borrower has not proceeded with the application these cases have been classified as cancelled.

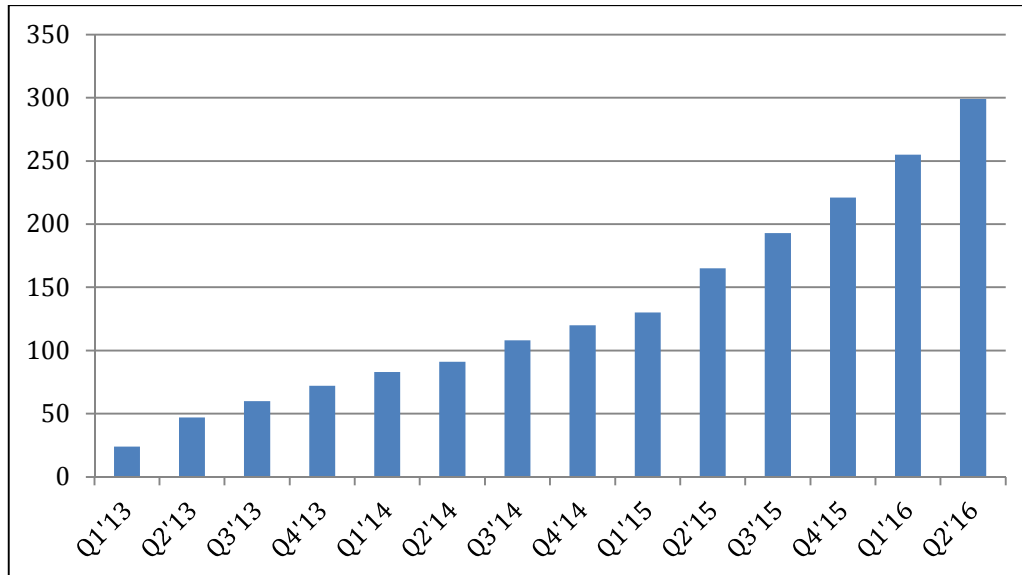
- The average loan amount sanctioned by the participating lenders based on the three hundred and four CGS loans sanctioned since the CGS was launched is €162,605.
- Thirty Four CGS facilities have been repaid in full to date.

CGS Loan Repayments			
Year	Quarter	No.	€
2013	Quarter 1	0	€0
	Quarter 2	0	€0
	Quarter 3	1	€100,000
	Quarter 4	1	€50,000
2014	Quarter 1	3	€300,000
	Quarter 2	0	€0
	Quarter 3	3	€325,000
	Quarter 4	6	€1,103,500
2015	Quarter 1	0	€0
	Quarter 2	5	€1,310,000
	Quarter 3	0	€0
	Quarter 4	8	€1,580,000
2016	Quarter 1	3	€500,000
	Quarter 2	4	€439,600
Total as at 30th June 2016		34	€5,708,100

- Fourteen CGS facilities have reached the guarantee maturity date, however as the facility term of these loans are greater than the guarantee term the loans have not yet repaid, the total scheme facility amounts of these loans is €829,500.
- As at 30th June 2016, one hundred and thirty nine CGS facilities with a total lending value of €16,286,894 have been fully or partially drawn down by CGS borrowers.
- The remainder of this report is based on two hundred and ninety nine CGS facilities with total lending value of €48,756,894. As noted above, thirty four of these facilities have been fully repaid and the guarantee period has ceased under fourteen scheme facilities which have not yet repaid.
- One claim against the guarantee for €61,950.16 has been processed and paid to a participating lender in quarter two 2015.

2.1 Activity Levels

Figure 1 Number of Sanctioned CGS Facilities



There continues to be a consistent increase in the number of live Credit Guarantee Scheme facilities sanctioned since quarter one 2015. Based on feedback from the participating lenders, the increase in the number of facilities sanctioned can be attributed to the improving economic conditions for SME's and the expanded scope of the Credit Guarantee Scheme.

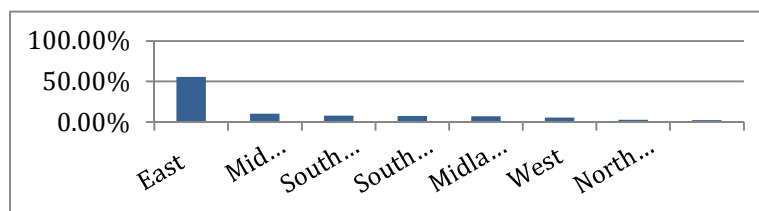
2.1.1 Activity by Region

CGS Facilities were sanctioned to SMEs in the following regions:

Table 2 Activity by Region

Region	No. of CGS Facilities Granted	CGS Lending Sanctioned	Percentage of CGS Lending Sanctioned by Region (Monetary Value)	Average Loan Amount Sanctioned
East - (Dublin, Kildare, Meath and Wicklow)	150	27,196,000.00	55.78%	€181,307
Mid West - (Limerick, Clare and North Tipperary)	40	5,076,344.00	10.41%	€126,909
South West - (Cork and Kerry)	36	3,898,000.00	7.99%	€108,278
South East - (Waterford, Wexford, Carlow, Kilkenny and South Tipperary)	18	3,706,000.00	7.60%	€205,889
Midlands - (Laois, Longford, Offaly, Roscommon, and Westmeath)	19	3,563,950.00	7.31%	€187,576
West - (Galway and Mayo)	22	2,709,600.00	5.56%	€123,164
North East - (Cavan, Louth and Monaghan)	10	1,470,000	3.01%	€147,000
North West - (Donegal, Sligo and Leitrim)	4	1,137,000.00	2.33%	€284,250
Total	299	€48,756,894	100.0%	€163,067

Figure 2 Percentage of CGS Lending Sanctioned by Region (Monetary Value)



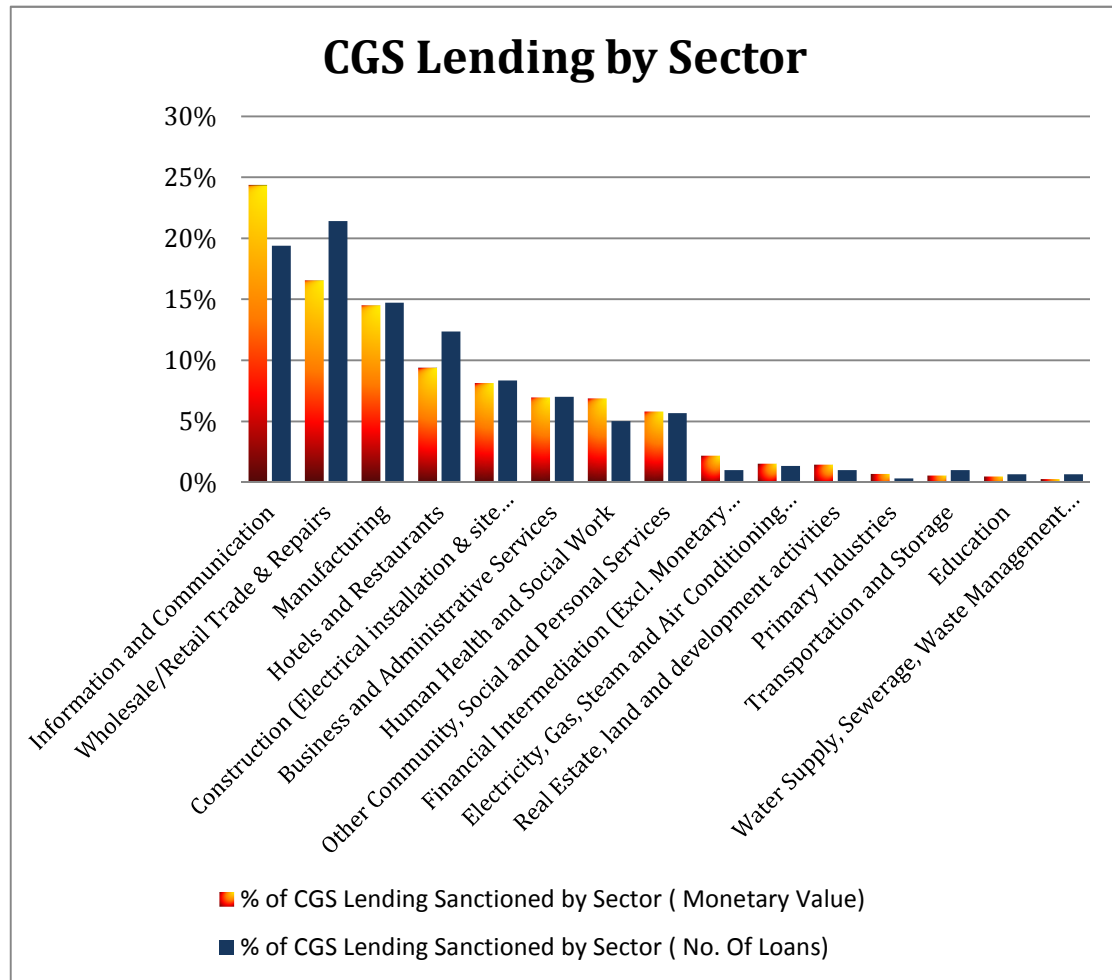
2.1.2 Activity by Industry Sector

CGS facilities were sanctioned to SMEs in the following Industry Sectors:

Table 3 Activity by Industry Sector

Industry Sector	No. of CGS Loans	% of CGS Lending Sanctioned by Sector (No. Of Loans)	CGS Lending Sanctioned	% of CGS Lending Sanctioned by Sector (Monetary Value)
Wholesale/Retail Trade & Repairs	64	21.40%	8,084,194.00	16.58%
Information and Communication	58	19.40%	11,891,000.00	24.39%
Manufacturing	44	14.72%	7,079,000.00	14.52%
Hotels and Restaurants	37	12.37%	4,588,100.00	9.41%
Construction (Electrical installation & site preparation)	25	8.36%	3,972,600.00	8.15%
Business and Administrative Services	21	7.02%	3,403,000.00	6.98%
Other Community, Social and Personal Services	17	5.69%	2,835,000.00	5.81%
Human Health and Social Work	15	5.02%	3,358,000.00	6.89%
Electricity, Gas, Steam and Air Conditioning Supply	4	1.34%	750,000.00	1.54%
Real Estate, land and development activities	3	1.00%	710,000.00	1.46%
Transportation and Storage	3	1.00%	275,000.00	0.56%
Financial Intermediation (Excl. Monetary Financial Institutions)	3	1.00%	1,075,000.00	2.20%
Education	2	0.67%	246,000.00	0.50%
Water Supply, Sewerage, Waste Management and Remediation Activities	2	0.67%	140,000.00	0.29%
Primary Industries	1	0.33%	350,000.00	0.72%
Total	299	100%	€48,756,894	100%

Figure 3 Percentage of CGS Lending Sanctioned by Sector



2.1.3 Activity by Legal Form

Table 4 Activity by Legal Form

Legal Form	Number of Loans by Legal Form	% by Number of Loans by Legal Form
Private Limited Company	281	94.0%
Sole Trader	13	4.4%
Partnership	4	1.3%
Limited Liability Partnership	1	0.3%
Total	299	100.0%

2.1.4 Impact on Jobs

As a result of the CGS lending to SMEs as of 30th June 2016 it is expected that 1,472 new jobs will be created and 1,052 jobs will be maintained.

Table 5 Impact on Jobs

Number of Jobs Increased	2012	2013	2014	2015	2016
<i>Quarter 1</i>	N/A	148	70	29	156
<i>Quarter 2</i>	N/A	92	22	186	152
<i>Quarter 3</i>	N/A	81	81	221	N/A
<i>Quarter 4</i>	33	55	67	34	N/A
Total	1,472				

Number of Jobs Maintained	2012	2013	2014	2015	2016
<i>Quarter 1</i>	N/A	20	19	54	124
<i>Quarter 2</i>	N/A	90	31	214	106
<i>Quarter 3</i>	N/A	19	47	17	N/A
<i>Quarter 4</i>	5	102	0	204	N/A
Total	1,052				

2.1.5 Exports

- Ninety Eight CGS facilities were granted to SMEs who are exporters.
 - Sixty eight of the CGS facilities were granted to SMEs primarily exporting to the United Kingdom of Great Britain and Northern Ireland.
 - Thirteen CGS facilities were granted to SMEs primarily exporting within the European Union.
 - Ten CGS facilities were granted to SMEs that primarily export to the United States of America.
 - Seven CGS facilities were granted to SMEs that primarily export to regions other than those listed above.

2.1.6 Market Inefficiencies - Pillar 1 and/or Pillar 2

The main purpose of the Credit Guarantee Scheme is to address specific market failures that prevent lending to some commercially viable businesses.

Target groups are commercially viable SME businesses that have insufficient collateral for the additional facilities or in the case where an SME is seeking to refinance due to its bank exiting the Irish SME credit market there is insufficient collateral available to support this refinancing and/or the SME is a growth/expansionary SME and due to its sector, market or business model is perceived to be higher risk under the participating banks current credit risk evaluation practices.

Based on statistical information relating to CGS borrowers, insufficient collateral remains the primary reason for a viable SME not securing a credit facility through the traditional commercial lending route.

Table 6 Market Inefficiencies

Reason for not securing Normal Credit Facilities			
	Insufficient Collateral	Insufficient Collateral and Higher Risk Model/Sector/Product	Higher Risk Model/Sector/Product
Total	261	13	25

2.1.7 Year of Establishment of Borrowing SMEs

Table 7 Year of SME Establishment

Year of Establishment	Number of CGS Loans as at 30 th June 2016	% by year of establishment
2016	4	1.3%
2015	15	5.0%
2014	24	8.0%
2013	17	5.7%
2012	22	7.4%
2011	27	9.0%
2010	24	8.0%
2000-2009	108	36.2%
1945-1999	58	19.4%
Total	299	100.0%

2.1.8 Term of Commercial Facility

The term or duration of each facility is decided by the participating Lender. However, irrespective of the term of the facility, the maximum period for which the Guarantee is available on the facility is seven years from the date of acceptance of the Lender's offer by the borrower.

Table 8 Term of Facility

Term of Facility	Number of CGS Loans as at 30 th June 2016	%
< 1 Year	35	11.7%
> 1 < 2 Years	25	8.4%
2 Year<3 Years	11	3.7%
>3 <4years	58	19.4%
> 4 Year<5years	18	6.0%
5 Year	122	40.8%
> 5 Years	30	10.0%
Total	299	100.0%

2.1.9 Purpose of the CGS Facility

Table 9 shows the main reasons for the CGS Borrower seeking finance.

Table 9 Purpose of CGS Facility

Purpose of Credit Guarantee Scheme Facility	Number of CGS Facilities	%
Working Capital	199	66.6%
Purchase of Equipment	27	9.0%
Product or Service Development	26	8.7%
Purchase of Premises	16	5.4%
Cost of Acquisition/Business Expansion	12	4.0%
Renovation/Maintenance of Premises	10	3.4%
To Fit out Premises	2	0.7%
Purchase of Vehicles	2	0.7%
Franchise Set up	1	0.3%
Supplier Guarantee	1	0.3%
Internationalism	1	0.3%
Development of Visitor Centre/Museum and retail shop	1	0.3%
IT improvements	1	0.3%
Total	299	100.0%

2.1.10 Classification of SMEs

Micro, Small and Medium-sized enterprises (SME) are defined according to their staff headcount and turnover or annual balance-sheet total.

- A microenterprise is defined as an enterprise which employs fewer than 10 people and whose annual turnover and/or annual balance sheet total does not exceed €2 million.
- A small enterprise is defined as an enterprise which employs between 10 and 49 persons and whose annual turnover and/or annual balance sheet total does not exceed €10 million.
- A medium-sized enterprise is defined as an enterprise which employs between 50 and 249 persons and whose annual turnover does not exceed €50 million or whose annual balance-sheet total does not exceed €43 million.

Table 10 Profile of SME

	<i>Micro Enterprise</i>	<i>Small Enterprise</i>	<i>Medium Enterprise</i>
Number as at 30th June 2016	133	146	20
Total Lending Sanctioned	€15,938,944	€27,302,000	€5,515,950
Percentage of Total €	32.7%	56.0%	11.3%

2.1.11 Premium Collection

SMEs availing of the CGS must pay a premium of 2% per annum to the Department of Jobs, Enterprise and Innovation which partially covers the cost of providing the guarantee. The premium is collected annually or quarterly in advance throughout the, up to, seven year life of the guarantee based on the annual contracted principal balance.

Between 24th October 2012 and 30th June 2016 €700,756.36 of premium payments were paid by Credit Guarantee Scheme Borrowers into a segregated bank account held in trust for the Minister for Jobs, Enterprise and Innovation.

Table 11 Premium Payments Received

Premium Payments Received	2012	2013	2014	2015	2016
Quarter 1	N/A	€8,852.00	€30,544.95	€49,632.46	€83,094.85
Quarter 2	N/A	€14,306.67	€35,608.32	€49,633.17	€121,749.23
Quarter 3	N/A	€26,935.00	€42,860.19	€62,726.12	N/A
Quarter 4	€2,410.00	€30,555.90	€45,361.52	€96,485.98	N/A
Total for Year	€2,410.00	€80,649.57	€154,374.98	€258,477.73	€204,844.08
Total as at 30th June 2016	€700,756.36				

3 Summary

- As at 30th June 2016 the CGS has been operationally live for three years and eight months.
- Usage of the CGS has increased significantly since quarter one 2015 and based on feedback from the participating lenders the increase in the number of facilities since quarter one 2015 can be attributed to the improving economic conditions and the expanded scope of the Credit Guarantee Scheme.
- Since the launch of the scheme on 24th October 2012, €56,423,894 has been sanctioned by the participating lenders through three hundred and forty seven CGS facilities.
- The majority of the lending has been sanctioned in the East and Mid West with these two regions combined accounting for 66% of lending currently live or repaid.
- The approved lending is dominated by eight industry sectors accounting for 94% of the total lending.
- Of the SMEs currently participating in the CGS, 44%, were established during the period 2010-2016.
- The main reason provided by SMEs for seeking finance was for working capital purposes which accounted for 66.6% of all CGS facilities.
- 56% of the lending sanctioned was provided to SMEs defined as a Small Enterprise.
- The average loan amount sanctioned by the participating lenders is €162,605.
- Forty eight CGS facilities, with total lending value of €7,667,000 were cancelled, deemed ineligible, declined by the SME or borrower or the guarantee offer period ceased and did not proceed.
- Thirty Four CGS facilities have been repaid in full as at 30th June 2016 with a total value of €5,708,100.
- Fourteen CGS facilities have reached the guarantee maturity date, however as the facility term of these loans are greater than the guarantee term the loans have not yet repaid.
- As a result of the sanctioned CGS lending to SMEs, as of 30th June 2016, it is expected that 1,472 new jobs will be created and 1,052 jobs will be maintained.
- One claim against the guarantee for €61,950.16 has been processed and paid to the participating lender in quarter two 2015.
- Two strategic changes were announced by the then Minister of State for Business and Employment Ged Nash TD to the Credit Guarantee Scheme.
 - On the 23rd February 2015 the then Minister of State announced legislative changes to allow for:-
 - the refinancing of loans where an SME's bank is exiting the Irish SME Credit Market and
 - the extension of the maximum length of the guarantee from three to seven years.
 - These changes became operational on 16th April 2015.
 - On the 1st February 2016 the then Minister of State announced legislative changes to allow for:-

- the broadening of the definition of lender in order to cover additional financial product providers such as lessors, invoice discounters and other non-bank financiers
 - changing the definition of loan agreements to include non-credit products such as invoice finance and leasing, and to include overdrafts
 - re-balancing the level of risk between the State and the extended finance providers, with the State taking an 80% share, up from 75% previously
 - enabling State institutions like the Strategic Banking Corporation of Ireland to work with the Minister to enhance the provision of credit to SMEs
 - empowering the Minister to give counter-guarantees that will enable the SBCI to unlock matching guarantee facilities from EU sources and thus better share the risk across the banks, the SBCI, the Minister and the EU sources. It is envisaged that this counter-guarantee would operate in conjunction with optimal leveraging of EU financial instruments in this area, such as the European Programme for Competitiveness of SMEs (COSME); the Horizon 2020 funding earmarked for SMEs; and the European Fund for Strategic Investment administered by the European Investment Bank and European Investment Fund (often referred to as the “Juncker Plan”)
- Work is continuing on drafting new schemes to implement the new possibilities provided by the legislation.